

TEXAS CHILDREN'S PEOPLE

Data as of October 1, 2020

By The Numbers

A team of
15,145

All from various ethnic backgrounds



34%

White



26%

Hispanic/
Latinx



25%

Black/
African
American



13%

Asian



2%

American
Indian/
Hawaiian/
Multiracial/
Unknown*








82%



18%

1,557 Physicians

63%  | 43%    



9,854

patient care staff

3,706

non-clinical staff



Range from

19-89 years

593 employees with
25 years of service+



Board of Trustees

34% diverse
representation

28% women

982 Leadership Positions

75% women

47%    

Our diverse team serves patients from all
50 states, 66 countries and **6** continents



*Unknown represents employees who have not shared race/ethnicity data

**     Refers to Hispanic/Latinx, Black/African-American, Asian, American Indian, Hawaiian and/or Multiracial